



# Designed to perform.

## Product advantages

- 01 Robust and durable
- 02 Lower costs and efficient servicing
- 03 Intelligent control and an open system
- 04 Design flexibility
- 05 Repairable and sustainable

Maximum flexibility in terms of system design with minimal overall system operating costs: the robust Fronius Tauro inverter makes large-scale PV systems even more cost-effective. Whether under direct sunlight or in extreme heat, its double-walled housing and active cooling enable full power and maximum yields even under the harshest environmental conditions. At the same time, the sturdy project inverter from Austria is quick to install and maintain. **Fronius Tauro. Designed to perform.**

# The solution for large-scale PV systems

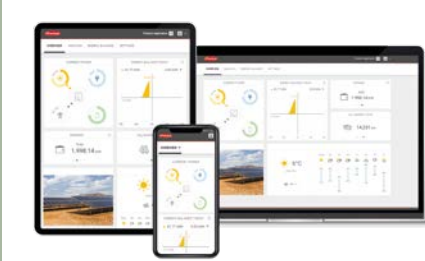
01



02



03



04



## **01 Robust and durable**

Designed to buck direct sunlight and high temperatures: its double-walled housing and active cooling give the Fronius Tauro a long service life and make it a robust commercial solar inverter that will always deliver top performance.

## **02 Lower costs and efficient servicing**

For minimal overall system operating costs: Fronius Tauro is quick to install and efficient to maintain. When servicing is required, only the affected power stage set needs to be replaced rather than the entire project inverter. This makes for safe operation and fast, cost-efficient servicing.

## **03 Intelligent control and an open system**

Like all Fronius products, Fronius Tauro can be conveniently monitored, controlled and maintained from a smartphone or PC. Fronius Solar.web lets you keep an eye on your system at all times. Its open system architecture means third-party components are easily integrated.

## **04 Design flexibility**

Centralised, decentralised, vertical or horizontal: Fronius Tauro offers you maximum flexibility in the design and installation of large-scale PV systems. The flexible Tauro and the cost-effective Tauro ECO can be combined in any way you choose. Pre-integrated surge protection device and AC daisy chaining reduce the need for additional components and cables.

## **05 Repairable and sustainable**

Fronius Tauro shows that sustainability at every stage of the product cycle pays dividends. The project inverter is designed for durability and was developed and produced in Austria with the fewest possible, replaceable components. This makes the Tauro particularly robust and failure-resistant, and means that only individual parts need to be replaced during on-site servicing, thereby saving time and conserving resources.



Fronius Tauro is available in two versions:

- **Fronius Tauro** | 50 kW | 3 MPP trackers
- **Fronius Tauro ECO** | 50, 99.99 and 100 kW | 1 MPP tracker

# Technical data

			Tauro			Tauro ECO							
			50-3-D			50-3-D		99-3-D		100-3-D			
Input data	Number of MPP trackers		3			1		1		1			
	Max. input current ( $I_{dc\ max}$ )	A	134			87.5		175		175			
	Max. input current 20 A string option ( $I_{dc\ max, string}$ )	A	14.5			14.5		14.5		14.5			
	Max. input current 30 A string option ( $I_{dc\ max, string}$ )	A	22			22		22		22			
	Max. short circuit current string option 20 A ( $I_{sc\ max, string}$ )	A	20			20		20		20			
	Max. short circuit current string option 30 A ( $I_{sc\ max, string}$ )	A	30			30		30		30			
	Max. short circuit current ( $I_{sc\ max, inverter}$ )	A	240			178		365		365			
	DC input voltage range ( $U_{dc\ min} - U_{dc\ max}$ )	V	200 - 1000			580 - 1000		580 - 1000		580 - 1000			
	Feed-in start voltage ( $U_{dc\ start}$ )	V	200			650		650		650			
	Usable MPP voltage range ( $U_{mpp\ min} - U_{mpp\ max}$ ) <sup>1</sup>	V	400 - 870			580 <sup>2</sup> - 930		580 <sup>2</sup> - 930		580 <sup>2</sup> - 930			
	Max. PV generator power ( $P_{dc\ max}$ )	kWp	75			75		150		150			
			PV1	PV2	PV3	PV1	PV2	PV1	PV2	PV3	PV1	PV2	PV3
	Max. input current module array ( $I_{dc\ max, pv}$ )	A	36	36	72	75	75	75	75	75	75	75	75
	Max. module array short circuit current ( $I_{sc\ pv}$ ) <sup>3</sup>	A	72	72	125	125	125	125	125	125	125	125	125
Number of DC connections 20 A option		4	3	7	7	7	7	7	8	7	7	8	
Number of DC connections 30 A option		4	5	5	4	5	4	5	5	4	5	5	
Output data	AC rated output ( $P_{ac,r}$ )	W	50.000			50.000		99.990		100.000			
	Max. output power	VA	50.000			50.000		99.990		100.000			
			380VAC	400VAC	380VAC	400VAC	380VAC	400VAC	380VAC	400VAC			
	Rated AC output current ( $I_{ac\ nom}$ )	A	75.8	72.5	75.8	72.5	151.5	144.9	151.5	144.9			
	Grid connection ( $U_{ac,r}$ )	V	3~ (N)PE 400/230; 3~ (N)PE 380/220										
	Frequency (frequency range $f_{min} - f_{max}$ )	Hz	50 / 60 (45 - 65)										
Power factor ( $\cos \varphi_{ac,r}$ )		0 - 1 ind. / cap.											
General data	Dimensions (height x width x depth)	mm	755 x 1109 x 346 (without wall mount)										
	Weight	kg	98			74		103		103			
	Degree of protection		IP 65			IP 65		IP 65		IP 65			
	Protection class		1			1		1		1			
	Night-time consumption	W	< 16			< 16		< 16		< 16			
	Cooling		Active Cooling Technologie and Double-Wall System										
	Installation		Indoor and outdoor <sup>4</sup>										
	Ambient temperature range	°C	-40 to +65 °C <sup>5</sup>										
	Certificates and compliance with standards <sup>6</sup>		AS/NZS 4777.2:2020   IEC62109-1/-2   VDE-AR-N 4105:2018   IEC62116   EN50549-1:2019 & EN50549-2:2019   VDE-AR-N 4110:2018   CEI 0-16:2019   CEI 0-21:2019   IEC 63027:2023										
	Life cycle analysis		For Tauro ECO 100 in accordance with Austrian standards ÖNORM EN ISO 14040 and 14044 (verified by Fraunhofer IZM)										
Connection technology	AC	Cable cross section	mm <sup>2</sup>	35 - 240			35 - 240		70 - 240		70 - 240		
		AC conductor material		Al and Cu									
		Connection terminals		Cable lug or V clamps									
		Single Core Option (single core cable)		Cable gland: 5 x M40 (10 - 28 mm)									
	Multi Core Option (multi core cable)		Cable gland: 1 x multi core connection Ø 16 - 61.4 mm + 1 x M32										
	AC Daisy Chaining Option (single core cable)		Cable gland: 10 x M32 (10 - 25 mm)										
	DC	Cable cross section	mm <sup>2</sup>	4 - 6									
DC conductor material			Cu										
Connection terminals			DC-direct connection Stäubli Multi Contact MC4										
Efficiency	Max. efficiency	%	98.5			98.5		98.5		98.5			
	European efficiency ( $\eta_{EU}$ )	%	98.3			98.2		98.2		98.2			
	MPP-adaptation efficiency	%	> 99.9			> 99.9		> 99.9		> 99.9			

<sup>1</sup> The usable MPP voltage range is identical to the MPP voltage range at rated power <sup>2</sup> At 230 V actual mains voltage; design recommendation ( $U_{mpp\ min}$ ): 600V, <sup>3</sup>  $I_{sc\ pv} = I_{sc\ max} \geq I_{sc\ (STC)} \times 1.25$  according to e.g. IEC 60364-7-712, NEC 2020, AS/NZS 5033:2021., <sup>4</sup> Direct sunlight is possible, <sup>5</sup> Optional AC-disconnect mounted inside the inverter: from -30 to +65 °C <sup>6</sup> These are planned certificates. For the current certificates, please see [www.fronius.com/tauro-cert](http://www.fronius.com/tauro-cert)

		Tauro		Tauro ECO	
		50-3-D	50-3-D	99-3-D	100-3-D
Protection devices	DC disconnector	integrated			
	RCMU	integrated			
	DC insulation measurement	integrated			
	Arc fault circuit interrupter (Fronius Arc Guard)	Optional (for 20 A option only)	Optional (for 20 A option only)	Optional (for 20 A option only)	Optional (for 20 A option only)
	DC/AC surge protection	Type 1 + 2 integrated <sup>7</sup> , Type 2 optional			
	string fuse	integrated, 20 A or 30 A			
Interfaces	Wi-Fi	Fronius Solar.web, Modbus TCP Sunspec, Fronius Solar API (JSON)			
	Ethernet LAN RJ45 <sup>8</sup>	10/100 Mbit; max. 100 m Fronius Solar.web, Modbus TCP Sunspec, Fronius Solar API (JSON)			
	Wired Shutdown (WSD)	Emergency stop			
	2 x RS485	Modbus RTU SunSpec			
	6 digital inputs / 6 digital I/Os	Programmable interface for ripple control receiver, energy management, load control			
	Datalogger and Webserver <sup>8</sup>	Integrated			

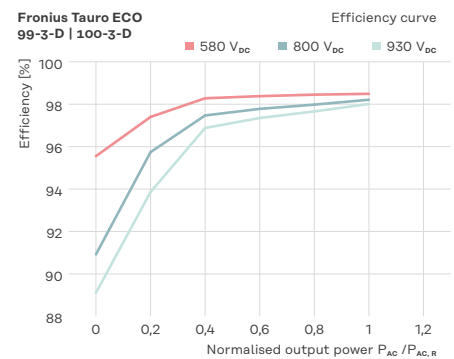
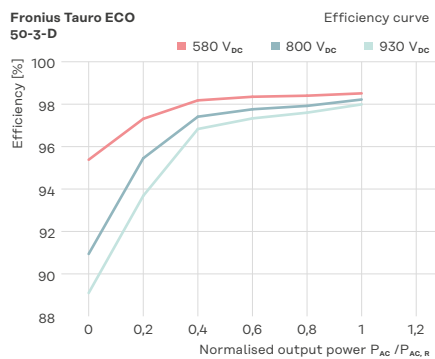
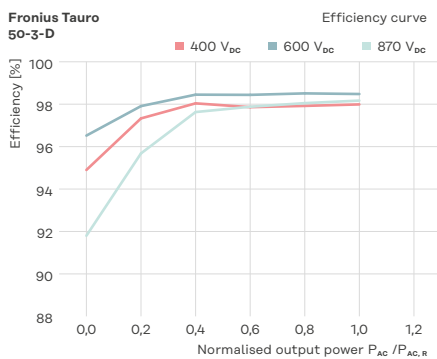
<sup>7</sup> Typ 1 + 2:  $I_{imp} 5kA$

<sup>8</sup> An Ethernet star-configuration is used for communication with multiple inverters. Each individual inverter communicates independently with the network/Internet via its integrated data logger

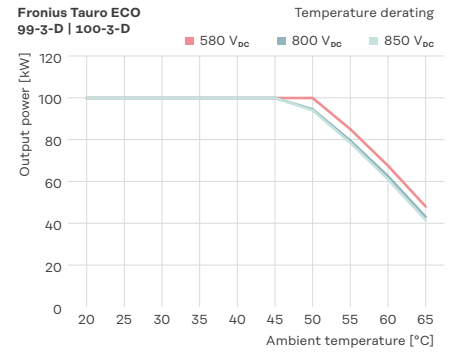
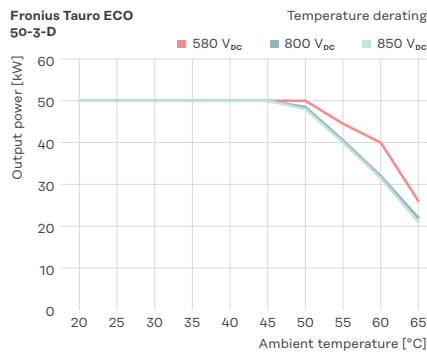
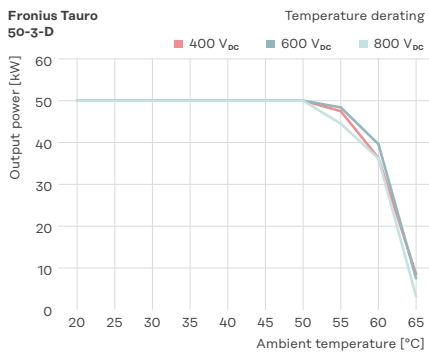
## Measurably better

The performance speaks for itself: Fronius Tauro delivers impressive performance, with constant efficiency and maximum output at temperatures up to 50 °C.

### Efficiency



### Power derating



For more information about the product, visit: [www.fronius.com/tauro](http://www.fronius.com/tauro)

**Fronius India Private Limited**  
Plot no BG-71/2/B,  
Pimpri Industrial Area,  
MIDC- Bhosari,  
Pune- 411026, India  
pv-sales-india@fronius.com  
www.fronius.in

**Fronius Canada Ltd.**  
2875 Argentea Road, Units 4, 5 & 6  
Mississauga, ON L5N 8G6  
Canada  
pv-sales-canada@fronius.com  
www.fronius.ca

**Fronius Australia Pty Ltd.**  
90-92 Lambeck Drive  
Tullamarine VIC 3043  
Australia  
pv-sales-australia@fronius.com  
www.fronius.com.au

**Fronius UK Limited**  
Maidstone Road, Kingston  
Milton Keynes, MK10 0BD  
United Kingdom  
pv-sales-uk@fronius.com  
www.fronius.co.uk

**Fronius International GmbH**  
Froniusplatz 1  
4600 Wels  
Austria  
pv-sales@fronius.com  
www.fronius.com

EN V07 Nov 2024

Text and images correspond to the current state of technology at the time of printing. Subject to modifications. All information is without guarantee in spite of careful editing - liability excluded. Information Class: Public. Copyright © 2024 Fronius™. All rights reserved.